
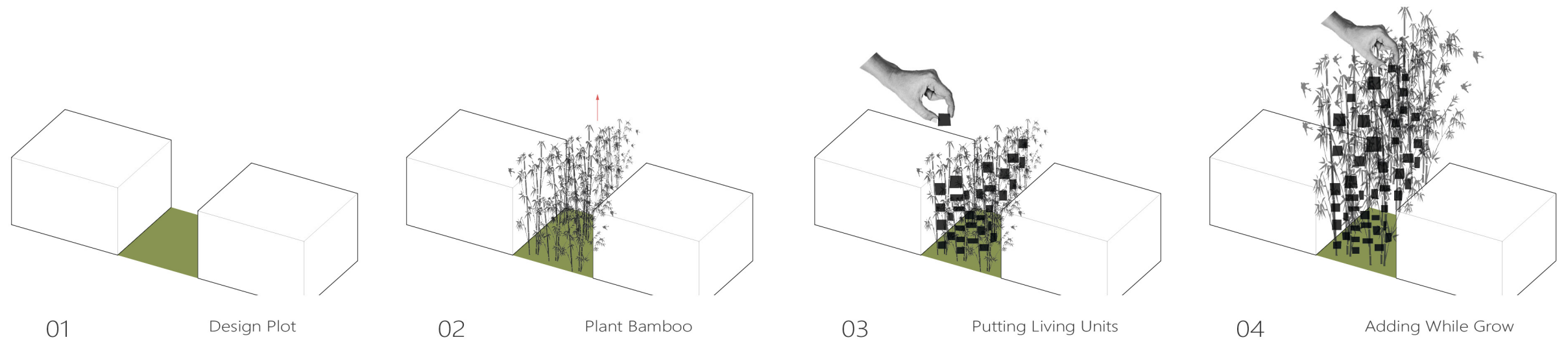


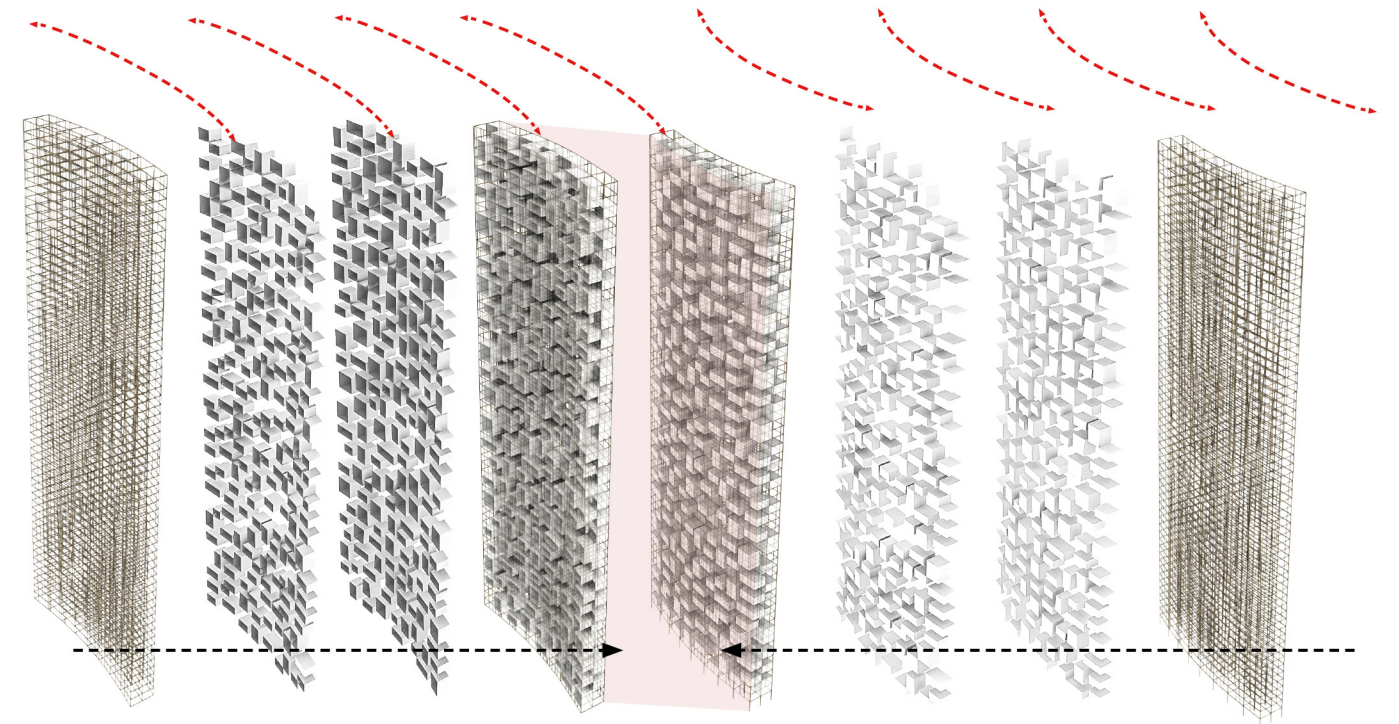
Idea Analysis

To create our building's structure, we used the bamboo's growing patterns as a guide. To this structure, we then added our living lodge units. In this way, our design concept allows for many possibilities, such as the sharing of open spaces and views outside views.



As shown on the diagrams above, given the disordered nature of the bamboo-pattern structure, the space is divided into different sections. There are thus many ways in which to configure the living units within the space.

We distinguish between two types of living patterns which can be joined together. This permits good window views from every unit: something that we feel is very important in people's lives. In addition, this structure can create many shared open spaces.



The building joins from two opposing directions. This gives both sides good views and an equal chance of getting more sunlight. Also, in order to allow more sunlight into the centre of the building, we have added a slight curve to each of the buildings, which ensures that people inside also have a chance to enjoy the sunlight. A living unit will never block other occupants' views of outside.